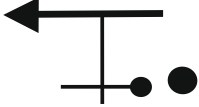



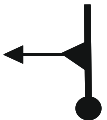



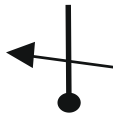
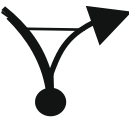
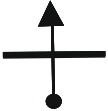






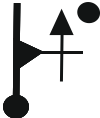



START TC 00A SERVICE		Section length	Stage 0	PAGE
TC 00B SERVICE		28,5 km		1.
		AVERAGE 52,0km/h	TIME 00:33	
DISTANCE		Směr jízdy - Drive direction		
TOTAL	PARTIAL			
0,0	0,0			T C
1,6	1,6			
3,7	2,1			YOU ARE GOING IN TOWM ALL TIME
7,4	3,7		3740m	
9,3	1,9			
10,4	1,1			
13,5	3,1			
15,2	1,7			
15,9	0,7			
16,2	0,3			

START TC 0A SERVICE TC 0B SERVICE	Section length	Stage 0	PAGE
	28,5 km		2.
	AVERAGE 52,00km/h	TIME 00:33	

DISTANCE		Směr jízdy - Drive direction	
TOTAL	PARTIAL		
17,4	1,2		
19,4	2,0		
21,0	1,6		
26,7	5,7		
28,5	1,8		 TC

YOU TIME BETWEEN TC A AND TC B IS 33 MINIT WHEN YOU WILL GO BY TRAFFIC RULES!